



Model: CL 300

Series: CLASSICS

The CL 300 captures the design ideas from our Classics series and uncompromisingly expands upon them. The centre seams, carefully crafted in the backrest, seat cushion, headrest and side panels, are harmoniously in tune with the combination of horizontal and vertical lines. A visual detail which affords connoisseurs an additional appeal.

Series: CLASSICS

Modular system

The different elements allow you to individually configuration of your sofa.
Of course, also in special sizes.

Configurations

Covers

Over 40 leather and fabric variants in different qualities.



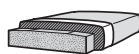
Seat qualities

Seat cushion

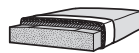
Each of our versions is comfortable - just like on the first day.



Down character



Comfort SL



Cold foam combination



Pocket spring core



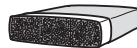
Comfort Plus

Back cushions

Our versions adapt to your need for comfort - whichever one you choose.



Down character



Comfort SL



Cold foam combination

Comfort options

Footrests

Give your legs a soothing break whenever you like.



Head / neck rests

Elegant headrests round off your relaxation. Available in different widths and adjustable in inclination.



Your Erpo Classics advantages

Seat depths

Choose from three seat depths
53, 58 or 62 cm.



Seat heights

43 cm or 46 cm and also
available in special heights.



Model: CL 300

Series: CLASSICS

CL 300

Backrest heights: 84 cm

